



**Cal/OSHA, DOT HAZMAT, EEOC,
EPA, HAZWOPER, HIPAA, IATA,
IMDG, TDG, MSHA, OSHA, and
Canada OHS Regulations and
Safety Online Training**

Since 2008

This document is provided as a training aid
and may not reflect current laws and regulations.

Be sure and consult with the appropriate governing agencies
or publication providers listed in the "Resources" section of our website.

www.ComplianceTrainingOnline.com



[Facebook](#)



[LinkedIn](#)



[Twitter](#)



[Website](#)

Chemical-related injuries and illnesses in U.S. mining

Introduction

Thousands of miners are routinely exposed to a variety of chemical hazards. With nearly 329,000 operators and contractors working in the mining industry in 2006 (U.S. Dept. of Labor, 2007a), the potential for chemical-related illness and injury is high. In a recently published review of the occupational health hazards associated with mining, a variety of chemical hazards were assessed (Donoghue, 2004). The predominant hazards identified were exposure to silica, coal dust, asbestos and diesel particulate matter. Other noted health risks included exposure to arsenic,

D.F. SCOTT, E.M. MERRITT, A.L. MILLER
AND P.L. DRAKE

D.F. Scott, member SME, E.M. Merritt, A.L. Miller and P.L. Drake are research physical scientist, a former NIOSH intern, mechanical engineer and branch chief, prevention of hazardous exposures, respectively, with the National Institute for Occupational Safety and Health, Spokane Research Laboratory (NIOSH-SRL), Spokane, WA.

nickel, lead, cadmium, manganese, platinum, cobalt, mercury, cyanide, sulfur dioxide and xanthates. A report by the Industrial Disease Standards Panel (IDSP, 1994) assessed lung cancer in hard rock mining and the potentially harmful agents included ionizing radiation, arsenic, nickel, sulfuric acid mist, asbestos, diesel emissions, oil mist, blasting agents and silica.

The wide range of chemicals used in mining lead to a variety of potential exposure hazards. Chemicals posing a physical or health hazard can enter the body via the following three main pathways (Patnaik, 1999):

Abstract

The purpose of this study was to determine if miners were at risk from exposures to chemicals used in the mining industry and determine the nature and sources of the illnesses and injuries. The U.S. Mine Safety and Health Administration's (MSHA) employment and accident, injury and illness database was reviewed. There were 2,705 cases of chemical-related injuries and illnesses reported from 1999 through 2006, involving 66 different chemicals. The main source (cause) of chemical-related cases was acids/alkalis (about 39%). The primary nature (effect) of chemical-related cases was chemical burns (about 57%). The job classification where workers incurred the most chemical-related injuries and illnesses was cleaning plant operator/media operator/boney preparation plant operator/crusher worker (cleaning plant operators are responsible for maintenance of plants, media operators are responsible for handling reagents, boney preparation plant operators oversee removal of "bone" from coal, and crusher workers use large crushers to break mined material). From 1999 through 2006, the rate of "nonfatal days lost" and "no days lost" (resulting from injuries) did not change significantly; however, the rate of illnesses decreased significantly. Chemical burns accounted for a large number of injuries; mining companies should carefully examine their personal protective equipment (PPE) requirements, training methods and safety culture to ensure that their workers are protected.

- *Contact with the eyes and skin:* When chemicals come in contact with the skin they can cause dermatitis, rashes or burns. Alkalis, acids, soaps, detergents and organic compounds are the most frequent causes of dermatitis and the response to the exposure can be exacerbated by humidity, friction and excessive heat. Poisonous chemicals, as well as their vapors, can also cross the skin barrier and enter the blood stream (Patnaik, 1999). If a chemical gets into the eye it can burn, cause an infection or hinder vision. Chemical eye burns typically occur from alkalis, acids or organic solvents (Weeks et al., 1991).
- *Ingestion:* Exposure due to ingestion of a chemical can occur if hands are not thoroughly cleaned after handling chemicals. Exposure occurs from subsequent handling of food, utensils, cigarettes or other items that might be placed in the mouth.
- *Inhalation:* Inhaled chemicals can cause acute responses such as nausea, headaches, shortness of breath and asphyxiation, or they can have chronic outcomes such as central nervous system disorders and respiratory illnesses.

A study by the National Institute for Occupational Safety and Health (NIOSH) summarized a survey that focused on injuries, illnesses and hazardous exposures to mine workers (NIOSH, 2000). This survey included an analysis of MSHA data for the 10-year period from 1986

Table 1

Total number of nonfatal injury cases and those caused by chemical burns and poisonings for 1986 through 1995 (NIOSH, 2000).

Operators	All nonfatal	Chemical burns	Poisonings
Coal	131,144	701	244
Metal	31,494	733	166
Nonmetal	17,133	239	103
Stone	54,359	1,132	217
Sand and gravel	19,406	127	141
Totals	253,536	2,932	871

through 1995, to determine the number and nature of nonfatal injuries within each commodity. Nonfatal chemical burns and poisonings, listed by type of operator are presented in Table 1. Most of the burn cases resulted from exposure to acids and alkalis, with the eye as the most common site of injury. The majority of the poisonings were from noxious mine gases. The injuries typically occurred in the summer months and workers with less than five years of experience had more burns and poisonings than those who had more experience.

A study of all chemical-related injury and illness cases from 1983 through 2000 was completed by MSHA researchers (MSHA, 2002). That study identified 4,652 chemical burn cases, 805 poisonings and 635 cases of dermatitis.

The results of these studies, along with concerns for the many workers who are regularly exposed to a variety of chemicals, prompted MSHA to develop the Hazard Communication (HazCom) standard. The standard was designed to increase worker awareness about the use of PPE and, ultimately, to reduce injuries, illnesses and deaths due to overexposure or misuse of chemicals. Learning about the dangers of working with chemicals increases the understanding of the importance of using PPE. In addition, implementation of the information provided on MSDSs regarding the chemical properties and health hazards is important in prevention of overexposure or misuse of chemicals.

The HazCom rule became effective in 2003. Chemicals at a mine would be considered hazardous for the purpose of the rule if the chemical has the potential to harm persons as indicated by any of the following:

- the chemical’s label or MSDS indicates that it is a hazard,
- the chemical is produced at this location and available evidence concerning its physical or health hazards indicates that it can be a hazard to exposed persons, or
- the chemical is a mixture produced at this location which contains at least 1% of a hazardous chemical or 0.1% of a carcinogen.

If the answer was yes to any of these questions, and it was not exempted in the MSHA rule, 30 CFR, Part 47, it would need to be on the mine’s hazardous chemical list.

To quantify the number of chemicals currently in use, NIOSH queried several hard-rock mining companies in

2008. These mines volunteered to share their chemical inventories, resulting in a list of more than 1,000 chemicals that are currently in use.

This paper summarizes a recent review of the MSHA illness and injury database, which was conducted with two goals. The primary goal was to determine if miners are at risk from exposures to chemicals used in the mining industry, determine the nature and sources of the illnesses and injuries, and communicate that information to the mining industry. The second goal was to investigate trends in the data that might target opportunities for health and safety research that would help prevent chemical-related injuries and illnesses.

Methods

MSHA’s definition of an injury is “any injury to a worker that occurs at a mine for which medical treatment is administered or that results in loss of consciousness, inability to perform any job duties on any day after an injury, or transfer to another job” (U.S. Department of Labor, 2007b). An illness is defined as “an illness or disease of a worker that may have resulted from work at a mine or for which an award of compensation is made” (U.S. Department of Labor, 2007b).

When illness or injury occurs in the mining workplace, mine operators and contractors must file a Mine Accident, Injury, and Illness Report (MSHA Form 7000-1) within 10 days of the accident, injury or diagnosed illness (injuries requiring only firstaid are not considered reportable). The report includes demographic information such as age, sex, total years of mining experience and information regarding the incident, such as the body part impacted, the incident location, the source and nature of the injury, a brief narrative detailing how the incident occurred and/or other pertinent information. This information is then entered into the MSHA database (U.S. Department of Labor, 2007a). In the current study, data from the MSHA database for the years 1999-2006 were analyzed. The data were imported into a Microsoft Excel¹ database, and each case was verified by reading the accompanying narrative (MSHA Form 7000-1).

Injury or illness cases were classified as chemical-related if the worker inhaled, ingested or came into direct contact (through eyes or skin) with a chemical. Cases that could not be verified were removed from the data set. Cases were reviewed to capture only those that were chemical-related based on the nature and source of the injury (office workers excluded because they have minimal contact with hazardous chemicals). To be considered in this review, cases had to meet the following criteria:

- the source of the injury was listed as acids/alkalis, chemicals/chemical compounds, noxious mine gases or oxygen deficient atmosphere;
- the nature of injury was listed as a chemical burn, poisoning systemic, dermatitis, occupational diseases, black lung, disease/contagious infection, other pneumoconiosis, asbestosis, silicosis and anthracosis; and/or
- the case contains reference to chemicals including, but not limited to, acids, alkalis and caustic solutions, asbestos, asphyxiates, coal dust, crystalline silica,

¹ Reference to a company name or product does not imply endorsement by NIOSH.

Table 2

Combined number of chemical-related injuries and illnesses for the years 1999 through 2006.

Year	Number	Year	Number
1999	394	2003	317
2000	382	2004	279
2001	344	2005	322
2002	388	2006	279
		Total:	2,705

cyanide, carbon monoxide, heavy metals, metal dusts, mine gases (e.g., sulfur dioxide, oxides of nitrogen or methane), reagents, respiratory irritants, solvents and xanthates.

After identifying the injury and illness cases that were chemical-related, the data were further organized using the groupings in the MSHA database. The groupings included: mine type, part of body affected, standard industrial code, job title, state, source of injury or illness, accident/injury/illness classification, injury type, degree of injury/illness, mine worker's activity at the time of the injury or illness, the nature of the injury or illness and the narrative describing the injury or illness.

Incidence rates (number of new cases reported each year per 100 workers) were calculated for each year using the identified cases of chemical-related injury and illness. The number of reported cases was divided by the total number of hours worked and multiplied by 200,000 (MSHA standard-assumes a 40 hour work week, 50 weeks per year for 100 employees). This calculation was done because MSHA records the hours worked and not the number of employees for each mine. For this review, work hour information was gathered from the Mine, Injury and Worktime, Quarterlies Closeout Editions for 1999 through 2006 (U.S. Department of Labor, 1999-2006).

Results

The purpose of this review was to determine if miners were at risk from exposures to chemicals used in the mining industry, determine the source (cause) and nature (effect) of the illnesses and injuries, and to communicate that information to the mining industry.

Injury rates and severity. Based on the sorting criteria for this review, there were 2,705 cases of chemical-related injuries and illnesses reported from 1999 through 2006 (Table 2).

The results for the calculation of nonfatal days lost (NFDL), no days lost (NDL) and occupational illness incidence rates during the review period are shown in Figs. 1, 2 and 3, respectively.

Source and nature of illness and injury. According to the analysis of the injury and illness case narratives recorded in the MSHA database, a total of 66 chemicals were responsible for the 2,705 cases. The sources of chemical-related injuries and illnesses are shown in Fig. 4. Acids and alkalis, defined by MSHA to include wet cement, wet grout, shotcrete, lime-cement dust, trona and rock dust, accounted for about 39% of all cases. Pulverized

FIGURE 1

Incidence rates by year for NFDL (n = 887).

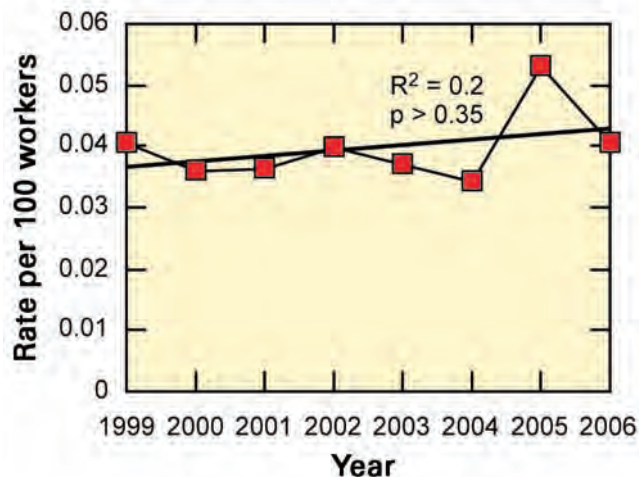


FIGURE 2

Incidence rates by year for NDL (n = 893).

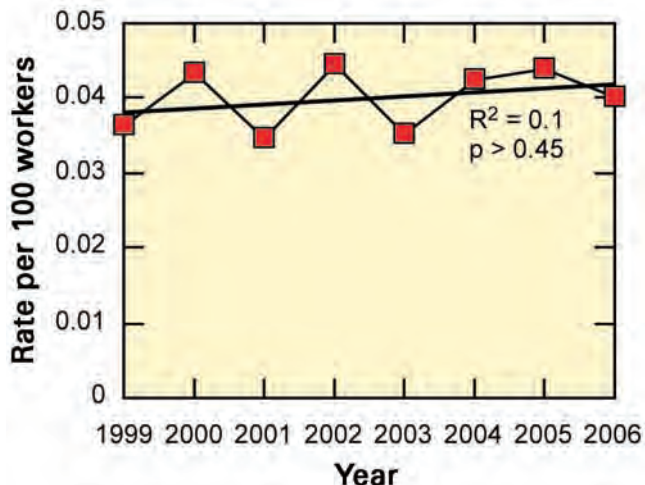


FIGURE 3

Incidence rates by year for occupational illnesses (n = 925).

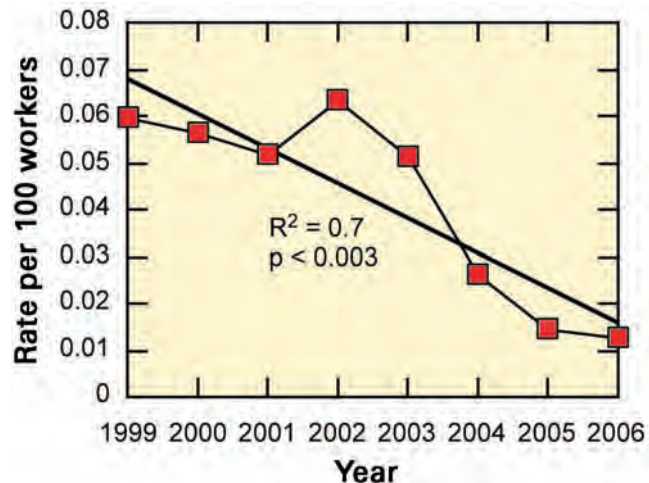
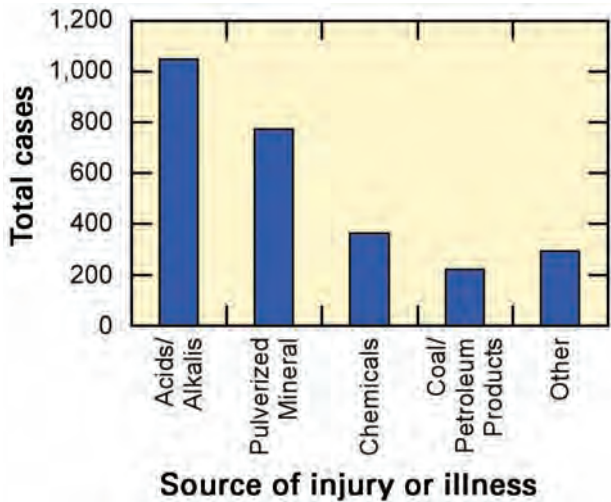
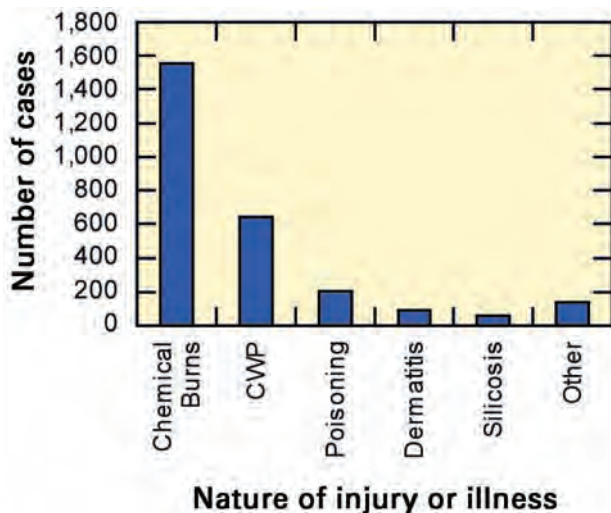


FIGURE 4**Source of chemical-related injuries and illnesses, 1999-2006 (n = 2,705).****FIGURE 5****Nature of chemical-related injuries and illnesses, 1999-2006 (n = 2,705).**

minerals are defined by MSHA to include fines, particles and mine dust, and these accounted for about 28%.

Chemicals accounted for about 13%, and coal/petroleum products, including processed coal, clinkers, methane gas and solvents, creosote, hot oil, hydraulic fluid, antifreeze, gasoline and mouse milk accounted for about 8%. These four sources accounted for about 94% of all chemical-related illnesses and injuries.

The nature of chemical-related injuries and illnesses is shown in Fig. 5. Chemical burns accounted for about 57% of all cases, followed by coal workers pneumoconiosis (CWP) (24%), poisonings (8%), dermatitis (3%) and silicosis (2%). The main route of chemical expo-

sure was through direct contact (64%), and less than 1% of the cases involved ingestion of a chemical. The most common affected sites were the eyes and chest (lungs), 37% and 29%, respectively, while injuries that affected more than one body part accounted for 7% of the cases.

Job classifications. The number of cases varied by job or profession. The five job classifications with the highest number of injuries and illnesses were:

- cleaning plant operator/media operator/boney preparation plant operator/crusher worker (18%),
- mechanic/repairman (16%),
- laborer/utility man/pumper (12%),
- laborer/muck machine operator/pipe gin (6%) and
- electrician (3%).

This constitutes about 1,490 cases (55%). Those jobs (276 different job types) with fewer than 50 cases were grouped together and accounted for the remaining 45% of the cases.

For the job classification with the highest number of cases (cleaning plant operator/media operator/boney preparation plant operator/crusher workers), the activities being performed when the injuries or illnesses occurred were:

- handling supplies or material (loading or unloading) (24%),
- maintaining and repairing machines (21%),
- working around mill equipment (11%) and
- working with chemicals (9%).

Eighty-two percent of these cases resulted in a chemical burn with acids and alkalis as the most common source of injury followed by chemicals/chemical compounds. These injuries typically occurred in mines or processing plants where the primary commodities mined were lime/limestone (25%), cement (23%) and alumina (19%). Other significant job-related data included:

- approximately 40% of cases among mechanic repairmen occurred during machine maintenance;
- common activities among the laborer/utility man/pumper included handling supplies or materials (24%), machine maintenance and repair (20%) and working with chemicals (8%); and
- the most frequent source of injury for electricians was pulverized minerals (47%), followed by acids/alkalis (30%).

Discussion

Based on results from this review, 2,705 miners suffered either an injury or illness caused by chemical exposure during the period 1999 through 2006. While the MSHA illness and injury database is not the only source of information regarding chemical-related miner injuries and illnesses, it is a unique and valuable tool for analyzing the types of cases. Analysis of the case narratives along with the quantitative data presented led to the following summations regarding incidence rates, the sources and nature of illnesses and injuries and job types as they relate to exposure to chemicals.

Injury rates and severity. About 2% of all injuries and illnesses reported to MSHA from 1999 through 2006 were chemical-related. While this percentage is small, it translates to an average of 338 cases yearly. Of the 2,705 cases, 66% resulted in injuries and 34% resulted in illnesses. A slight increase for both NFDL and NDL and a decrease in occupational illnesses was apparent. The correlation between year and incidence rates for NFDL is 0.2 ($p > 0.35$) and for NDL is 0.1 ($p > 0.45$), indicating no statistically significant correlation. However, the correlation between year and illness incidence rate is 0.8 ($p < 0.003$), which shows a strong correlation (decline from 1999 to 2006).

The significance of injuries to the mining industry translates into employee distress and pain and suffering for the workers and their families. The mining industry also suffers from lost resources and economic loss. For example, Camm and Girard-Dwyer (2005) estimated the cost of one nonfatal injury at a sand and gravel mine to be \$46,400 in 1990; when accounting for inflation, in 2008 dollars this cost is \$77,650.

Source and nature of illness and injury. The 2,705 cases of illnesses and injuries were associated with 66 different chemicals. However, about 67% of all the identified cases were a result of pulverized minerals (specifically coal dust) and acids/alkalis (specifically lime and cement).

Coal dust is the single leading cause of illness among miners and is responsible for CWP, which results from inhalation of coal dust and continues to be a significant problem in the mining sector. Because CWP has a latency period of 20 to 30 years, it is difficult to determine if or when the number of cases will begin to significantly decrease. In addition, a resurgence of CWP in certain geographical areas may present a new health and safety research challenge (Dos et al., 2005). Coal dust is the leading chemical contributing to chemical-related illnesses and researchers need to continue to develop new methods (e.g. NIOSH Personal Dust Monitor) to protect coal workers from inhalation of coal dust (Volkwein et al., 2004).

Acids and alkalis (specifically lime and cement) were the source of about 39% of the total cases. Combined, injuries and illnesses from exposures to lime and cement totaled more than coal dust. MSHA narrative data verify that most lime and cement cases are from direct exposure to the skin, resulting in chemical burns. For example, selected narratives mention that workers wait until the end of their shift to remove clothing and footwear after significant exposure to lime. This allows the lime to be in contact with the skin for longer periods of time and often results in severe chemical burns. Wearing the proper PPE, including protective eyewear, gloves and hats, is essential to prevent burns from lime contact. Immediately removing the contaminated clothing decreases the likelihood of a chemical burn occurring.

The most common body part affected were the eyes. Nearly 37% (988) of the cases resulted in injuries to the eyes. As liquid chemicals are transferred from container to container or used for certain applications, splashing can occur. An average of 125 “chemical-to-the-eye” injuries occurred each year from 1999 through 2006. Narrative data did not indicate if protective eyewear was worn when the injuries occurred.

Job classifications. The job with the highest number of injury and illness cases was cleaning plant operator/media operator/boney preparation plant operator/crusher worker. This particular job is actually a compilation of several jobs. Cleaning plant operators are responsible for maintenance of plants, media operators are responsible for handling reagents (light oils), boney preparation plant operators oversee removal of “bone” from coal, and crusher workers use large crushers to break mined material. Many of the identified cases involved both inhalation and direct contact during handling of chemicals. Some of the cases result in CWP from workers inhaling coal dust generated during handling and/or crushing operations, illuminating the need for proper PPE when working with coal dust.

Jobs that involve handling lime/cement also present high risk for workers. It is apparent from the case narratives that there are many job types that have potential for exposure to these materials. It is important to address the resulting burn cases through mitigation of the sources of exposure rather than looking at the problem from a job classification perspective.

Because the MSHA database lists a total of 281 different job classifications, there are many jobs for which relatively few illnesses and injuries are associated. This makes it difficult to explain worker risk from job descriptions alone and highlights the importance of examining the sources and nature of injuries more closely, as they often are more indicative of risk than job type alone. Another drawback of looking at only the job classification is that injured workers may not have been engaged in work that falls within their job description. For example, a roof bolter may have suffered a chemical-related injury or illness while performing an activity other than roof bolting. Therefore, the job classification may not be a reliable factor for determining a chemical-related case.

Summary

From 1999 through 2006, a total of 2,705 chemical-related injury or illness cases were reported to MSHA. For these years, the incidence rate for chemical-related injuries did not change significantly; however, the incidence rate for chemical-related illnesses showed a significant decline. Coal workers pneumoconiosis was the single most common illness listed, while chemical burns were the most common type of injury. The burn cases are mainly associated with materials containing lime and cement and the most common injury was to the eyes.

Based on this review, the mining industry should focus on prevention of chemical-related injuries and illnesses resulting from exposure to acids/alkalis including wet cement or grout, shotcrete, lime, trona and rock dust. Chemical burns accounted for many injuries and illnesses; therefore, safety management personnel in mining companies need to carefully examine their PPE requirements, training methods and safety culture to insure that their workers are protected. To decrease the number of burn injuries, a thorough investigation is needed to determine what factors (e.g., lack of safety training, lack of proper safety equipment or repetitious tasks that can lead to shortcuts) are responsible for these cases.

Acknowledgments

The authors thank Laura Martini, NIOSH Spokane Research Laboratory, for providing expertise in extracting and formatting the MSHA data.

References

- Camm, T., and Girard-Dwyer, J., 2005, "Economic consequences of mining injuries," *Mining Engineering*, Vol. 57, No. 9, pp. 89-92.
- Donoghue, A.M., 2004, "Occupational health hazards in mining: an overview," *Occupational Medicine*, Vol. 54, pp. 283-289.
- Dos, V.C., Antao, S., Petsonk, E.L., Sokolow, L.Z., Wolfe, A.L., Pinheiro, G.A., Hale, J.M., and Attfield, M.D., 2005, "Rapidly progressive coal workers' pneumoconiosis in the United States: geographic clustering and other factors," *Occupational and Environmental Medicine*, Vol. 62, pp. 670-674.
- IDSP, 1994, "Industrial Disease Standards Panel (1994) Report to the Workers' Compensation Board on Lung Cancer in the Hardrock Mining Industry," IDSP Report No. 12, Toronto, Ontario, Accessed November, 2008, <http://www.canoshweb.org/odp/html/rpt12.htm>, pp. 24.
- MSHA, 2002, "MSHA Accident, Illness and Injury and Employment Data (Part 50) for 1983-2000," unpublished MSHA Microsoft PowerPoint presentation "Needing HazCom....," revised June 30, 2002, U.S. Department of Labor.
- NIOSH, 2000, "Injuries, Illnesses, and Hazardous Exposures in the Mining Industry, 1986-1995: A Surveillance Report," U.S. Department of Health and Human Services, Public Health Service, Centers for Disease Control and Prevention, National Institute for Occupational Safety and Health, DHHS (NIOSH), Publication No. 2000-117, 141 pp.
- Patnaik, P., 1999, *A Comprehensive Guide to the Hazardous Properties of Chemical Substances*, John Wiley & Sons, Inc., 2nd Edition, 1999, part IV, pp. 17-25.
- U.S. Department of Labor, 1999-2006, "Mine Injury and Worktime, Quarterly Closeout Editions," U.S. Department of Labor, Mine Safety and Health Administration, Program Evaluation and Information Resources, Information Technology Center, Closeout Editions 1999-2006.
- U.S. Department of Labor, 2007a, "MSHA Employment and Accident/Injury/Illness data base," accessed November 2007, <http://www.msha.gov/drs/drshome.htm>
- U.S. Department of Labor, 2007b, "Mine Accident, Injury, and Illness Report MSHA Form 7000-1 Definitions," accessed November 2007, <http://www.msha.gov/forms/70001def.HTM>
- Volkwein, J.C., Vinson, R.P., McWilliams, L.J., Tuchman, D.P., and Mischler, S.E., 2004, "Performance of a New Personal Respirable Dust Monitor for Mine Use," NIOSH Report of Investigation 9663, 24 pp.
- Weeks, J.L., Wagner G.R., Rest, K.M., and Levy, B.S., 1991, "A Public Health Approach to Preventing Occupational Diseases and Injuries," in *Preventing Occupational Disease and Injury*, American Public Health Association, Washington, DC, pp. 11-63.